





21st European Congress of Veterinary Dentistry

Lisbon, Portugal, 24th to 27th May 2012



	EVDC Pre-congress Training Sessions					
Thursday 24th May	Location : Faculty of Veterinary Medicine, Universidade Lusófona de Humanidades e Tecnologias					
	Room 1		Room 2		Room 3	
09.00 - 12:00	Masters Course in Implantology This is a masters course, primarily intended for official residents, candidates and diplomates of the EVDC and AVDC. The course is also open to veterinarians with documented depth of knowledge and experience in Dentistry and Orofacial Surgery. The course includes an overview of implantology theory, details of required instrumentation, materials and equipment, plus practical sessions during which participants will have the opportunity to place implants. Tutors: Fidel San Roman (E) + James Anthony (Canada) <i>Maximum 16 participants</i>		Surgical Extraction Course This is an intermediate level course, intended for experienced veterinarians who wish to improve their knowledge of and skills in dealing with difficult extractions. The course is largely practical in nature but includes theory sessions to explain the necessary techniques as well as pre-operative radiographic examination and post-operative control. Different flap techniques and methods for aseptic bone removal will be explained along with selection and use of appropriate instrumentation, suture materials and techniques. Tutors: Cecilia Gorrel(UK) + Margherita Gracis (I)+ Leen Verhaert (B) + Lisa Milella (UK) <i>Maximum 16 participants</i>		Mandibular Fracture Fixation This is an advanced practical session intended for experienced veterinarians. The session will provide an outline of the mechanics and practicalities of mandibular fracture stabilisation techniques with the opportunity to perform fixation techniques under laboratory conditions. Tutors: Peter Southerden (UK) + Lisa Milella (UK) <i>Maximum 16 participants</i>	
Lunch break						
13.00 - 16.00	Masters Course in Implantology continuing		Surgical Extraction Course continuing		Crown Preparation This is an advanced practical session intended for experienced veterinarians. The session will provide an outline of the theory behind crown retention and the practicalities of crown preparation, plus the opportunity to perform crown preparations under laboratory conditions. Tutor: Chris Visser (USA)+ Cedric Tutt (SA) <i>Maximum 15 participants</i>	
20.00	Welcome reception					



21st European Congress of Veterinary Dentistry

Lisbon, Portugal, 24th to 27th May 2012



Scientific Sessions Friday Morning 25 th May	Stream 1 Room Castello Lopes	Stream 2 Room Avenida	Stream 3 Room Norte Junior
	Keynote lecture Chair: Carlos Viegas (Portugal)		
09.00 – 10.15	Keynote Lecture New advances on the engineering of different tissues Rui L. Reis (Portugal)		
10.15 – 10.45	Coffee Break		
	Restorative Dentistry Chair: Simone Kirby	Rabbits and Rodents Chair: Cedric Tutt (South Africa)	Feline dentistry Chair: Lisa Mestrinho (Portugal)
10.45 – 11.10	Dental filling materials Barbara Möhnle (Germany)	Explorative investigation of Cone Beam Computed Tomography for maxillofacial imaging of rabbits, rodents and small carnivores Bert Van Thielen (France)	Periodontal pathogens in cats and their owners Henriette Booij-Vrieling (the Netherlands)
11.10 – 11.35	Literature review of beneficial effects of using MTA Lisa Milella (UK)	Measurement of the Clinical Crown Length of the Incisors and the Premolar Teeth in 40 Clinically Healthy Rabbits Manfred Schumacher (Germany)	Investigation of effects to topical oral application of esterified fatty acid complex on periodontal disease in cats James Anthony (Canada)
11.35 – 12.00	Introduction to Prosthodontics Chris J. Visser (USA)	Microbial flora of facial abscesses in 30 rabbits – a preliminary study Vladimir Jekl (Czech Republic)	Algorithm for Feline Lymphoplasmacytic Stomatitis: What To Do Next Katherine E. Queck (USA)
12.00 – 12.25		Thermal Stress of Teeth during Dental Treatment of Pet Rodents and Lagomorphs- Do Teeth Get Too Hot/ Overheated Manfred Schumacher (Germany)	
12.25 – 13.25	Lunch Break		



21st European Congress of Veterinary Dentistry

Lisbon, Portugal, 24th to 27th May 2012




Scientific Sessions Friday Afternoon 25 th May	Stream 1 Room Castelo Lopes	Stream 2 Room Avenida	Stream 3 Room Norte Junior
	Miscellaneous Chair: Philippe Hennet (France)	Endodontics Chair: Patricia Gayan (Portugal)	Basic Dentistry Chair: Joao Brandao Rodrigues (Portugal)
13.25 – 14.15	Use of Antibiotics in Management of Patients with Oral Diseases Colin Harvey (USA)	Pulp anatomy Paul Theuns (The Netherlands)	Oral examination and treatment planning Cecilia Gorrel (UK)
14.15 – 14.40	Ethical issues in small animal dentistry Frank J.M. Verstraete (USA)	The Endodontic Armamentarium Rachel Perry (UK)	Oral Pathology Brook A. Niemiec(USA)
14.40 – 15.05		Root canal treatment using lightspeed files Paul Theuns (The Netherlands)	
15.05 – 15.35	Coffee Break		
	Oncology Chair: Jens Ruhnau (Denmark)	Endodontics Chair: Patricia Gayan (Portugal)	Basic Dentistry Chair: Joao Brandao Rodrigues (Portugal)
15.35 – 16.00	Oral proliferative lesions in the Dog and Cat : Non-odontogenic oral tumours Leen Verhaert (Belgium)	Obturation of the prepared root canal – a review Jerzy Gawor (Poland)	The importance of radiology in dentistry Cecilia Gorrel (UK)
16.00 – 16.25		Surgical Endodontics in small animal patients Brook A. Niemiec(USA)	
16.25 – 16.50	Radical Mandibular Resection in 11 Cats Alexander Reiter (USA)		Treatment of tooth fractures Barbara Möhnle (Germany)
16.50 – 17.00	Break		
17.00	EVDS Annual Business Meeting (EVDS members only)		
	Break		
19.30	Gala Dinner		



21st European Congress of Veterinary Dentistry

Lisbon, Portugal, 24th to 27th May 2012



08.00 - 09.00	 Radiographic Interpretation: An interactive session Presented by: Frank Verstraete (USA) Room Sintra			
Scientific Sessions Saturday Morning 26th May	Stream 1 Room Sintra	Stream 2 Room Norte Junior	Stream 3 Room Castello Lopes	Stream 4 Room Avenida
	Oral Surgery Chair: Cecilia Gorrel (UK)	Periodontology Chair: Philippe Roux (Switzerland)	Basic Dentistry Chair: Teresa Teigao (Portugal)	Equine Dentistry Chair: Paddy Dixon (UK)
09.00 – 09.25	Non-Invasive and Invasive Jaw Fracture Repair Alexander Reiter (USA)	Validation of a new method based on an image-analysis system for the measurement of dental plaque accumulation in dogs Claire Mariani (France)	Periodontal disease: Pathogenesis, progression, severe local and systemic sequela Brook A. Niemiec(USA)	Standing physical and chemical restraint in equine dentistry and oral surgery Alessandro De Simoi (Italy)
09.25 – 09.50		Microbiological contamination of the workplace during the periodontological treatment. Thomas Fichtel (Czech Republic)		Radiographic imaging of the equine head Peter Stelzer (Germany)
09.50 – 10.15	Palatal Surgery Techniques Loic Frederic Legendre (Canada)	Guided tissue regeneration (GTR) utilizing a laminar bone membrane in the canine patient Kevin S. Stepaniuk (USA)	Periodontal surgical techniques for the small animal practitioner Brook A. Niemiec(USA)	Periodontal disease in equids João Brandão Rodrigues (Portugal)
10.15 – 10.40	Multifocal Palatal fistula repair by autografting buccal mucosa Cedric Tutt (South Africa)			
10.40 – 11.10	Coffee Break			



21st European Congress of Veterinary Dentistry

Lisbon, Portugal, 24th to 27th May 2012



Scientific Sessions Saturday Morning 26 th May	Stream 1 Room Sintra	Stream 2 Room Norte Junior	Stream 3 Room Castelo Lopes	Stream 4 Room Avenida
	Interactive Session Chair: Margherita Gracis (Italy)	Miscellaneous Chair: Peter Southerden (UK)	Basic Dentistry Chair: Teresa Teigao (Portugal)	Equine Dentistry Chair: Cedric Tutt (South Africa)
11.10 – 11.35	EVDC Interactive Session on Controversial Issues Alexander Reiter (USA)	Preliminary prospective oral pathology prevalence data in dogs presented to the University of Minnesota Veterinary Medical Center Kevin S. Stepaniuk (USA)	Management of traumatic injuries Cecilia Gorrel (UK)	Equine odontoclastic tooth resorption and hypercementosis (EOTRH): A review. Sam Luis Hole (UK)
11.35 – 12.00		Oral Pathology Overlooked by Veterinary Students, Interns, and Non-Dentistry Residents, When Compared to Veterinary Dentists After Receiving Veterinary Dental Education James Anthony (Canada)		Hypercementosis in geriatric horses Jens Arnbjerg (Denmark)
12.00 – 12.25		Introduction to four-handed dentistry Camilla Heinze (Denmark)	Anaesthesia in compromised dental patients Paul Theuns (The Netherlands)	Incidence, positioning and anatomical dimensions of erupted wolf teeth in the UK: Results of a questionnaire completed by BAEDT members. Sam Luis Hole (UK)
12.25 – 12.35	Congress presentation Prague 2013 Thomas Fichtel (Czech Republic)			Equine Veterinary Dentistry - thinking out of the box Cedric Tutt (South Africa)
12.35 – 13.25	Lunch Break			



21st European Congress of Veterinary Dentistry

Lisbon, Portugal, 24th to 27th May 2012




Scientific Sessions Saturday Afternoon 26 th May	Stream 1 Room Sintra	Stream 2 Room Norte Junior	Stream 3 Room Castello Lopes	Stream 4 Room Avenida
	Oncology Chair: Loic Legendre (Canada)	Nasal disease related to dental problems Chair: Lisa Milella (UK)	Management Chair: Joao Requicha (Portugal)	Equine Dentistry Chair: Alessandro de Simoi (Italy)
13.25 – 13.50	Imaging of oral proliferative lesions: a practical approach to reading CT-scans Leen Verhaert (Belgium)	Coincidental pathology of nasal cavity and oral structures Jerzy Gawor (Poland)	Increasing compliance with dental recommendations Brook A. Niemiec(USA)	Idiopathic Cheek Teeth Fractures Paddy Dixon (UK)
13.50 – 14.15	Histologic subtypes of oral nontonsillar squamous cell carcinoma in dogs Ana Nemeč (Slovenia)			The treatment of fractured incisors in horses Peter Fahrenkrug (Germany)
14.15 – 14.40	Prognostic factors in dogs with malignant oral tumors treated with surgery: preliminary results Lisa Mestrinho (Portugal)	Canine lymphoplasmacytic rhinitis associated with dental disease? Kevin S. Stepaniuk (USA)	Setting Dental Standards for your Practice Stephen Juriga (USA)	Dental pulp necrosis in incisors in old Horses Jens Arnbjerg (Denmark)
14.40 – 15.05	The occurrence and types of tooth resorption in dogs with oral tumors Ana Nemeč (Slovenia)			
15.05 – 15.35	Coffee Break			



21st European Congress of Veterinary Dentistry

Lisbon, Portugal, 24th to 27th May 2012



Scientific Sessions Saturday Afternoon 26 th May	Stream 1 Room Sintra	Stream 2 Room Norte Junior	Stream 3 Room Castelo Lopes	Stream 4 Room Avenida
	Oncology Chair: Leen Verhaert (Belgium)	Miscellaneous Chair: Lisa Milella (UK)	Management (sponsored by Virbac) Chair: Joao Requicha (Portugal)	Equine Dentistry Chair: Peter Fahrenkrug (Germany)
15.35 – 16.00	Mandibular reconstruction in dogs using rhBMP2 in an osteoconductive scaffold Frank J.M. Verstraete (USA)	Explorative investigation of Cone Beam Computed Tomography for the Temporomandibular joint in the dog and cat Bert Van Thielen (France)	Loose Teeth: Are we leaving our services on the exam table? Ernest E. Ward (USA)	A study of subocclusal secondary dentine thickness in overgrown equine cheek teeth Rachel Marshall (UK)
16.00 – 16.12	Radiation therapy - important treatment modality for different oral tumors in dogs and cats Ana Rejec (Slovenia)	Facial abscess in a guinea pig (Cavia porcellus) – case report Andrea Minarikova (Czech Republic)		A Study of the Prevalence and some Clinical Characteristics of Equine Cheek Teeth Diastema in 472 Horses examined in a Primary UK Equine Practice (2008- 2009) Hannah Walker (UK)
16.12 – 16.25		Both side dens invaginatus of the mandibular first molar teeth in a poodle Saskia Hintze (Germany)		
16.25 – 16.37	Total unilateral mandibulectomy for advanced stage oral squamous cell carcinoma in a cat: surgical planning based on computed tomography Lisa Mestrinho (Portugal)	Malocclusion Associated with Macroglossia in a Dog Gerhard Putter (UK)		Radiographic investigation of the position of common bits relative to the first and second premolars in bridled horses. Sam Luis Hole (UK)
16.37 – 16.50	Compound maxillary odontoma in a young cat Maria Kouki (Greece)	Reverse Incline Plane for a Class 2 Malocclusion Stephen Juriga (USA)		
17.00 - 20.00	 Test your knowledge (A simulated theory and case oriented multiple choice examination) Presented by : Loic Legendre (Canada) Room Sintra			



21st European Congress of Veterinary Dentistry

Lisbon, Portugal, 24th to 27th May 2012



Posters

Case Report: First report of microglossia in one month-old female calf
Saeed Azimpour (Iran)

Oral Canine Transmissible Venereal Tumor
Antonia Maria Binder do Prado (Brasil)

A Stage 4 Unilaterally Periodontal Disease in a Dog – A Case Report
Alireza Jahandideh (Iran)

Congenital Cleft Palate Secondary (Palatine Congenital Fissure) in Dog: Surgical Treatment
Jesus Maria Fernandez Sanchez (Spain)

The Effect of Different Formulations of Calcium Hydroxide on Healing of Intention ally Induced Periapical Lesions in Dogs
Salma H E, Abu-Seida A M, Houry M A, El-Batouty K M, Abdel Fattah M T. (Egypt)







Oral Health Status and Level of Oral Hygiene in Dogs and Cats in Poland. Comparison of Results Collected in 2003-2004 and 2010-2011
Gawor JP, Jodkowska K, Kurski K, Polkowska I. (Poland)



21st European Congress of Veterinary Dentistry

Lisbon, Portugal, 24th to 27th May 2012



	EVDC Post-congress Training Sessions		    	
Sunday 27th May	Location : Faculty of Veterinary Medicine, Universidade Lusófona de Humanidades e Tecnologias			
	Room 1		Room 2	
09.00 - 12.00	<p style="text-align: center;">Introduction in Dentistry 9.00 – 14.00 (5 hours)</p> <p>This is a basic level course, intended for veterinary students and inexperienced veterinarians who wish to gain or improve their knowledge and skills in day-to-day dentistry.</p> <p>The course will include an introduction to oral pathology and periodontology in addition to methods of record keeping. Practical sessions will include radiographic, dental scaling and polishing techniques.</p> <p>Tutor: Cecilia Gorrel (UK) + Lisa Milella (UK)</p> <p><i>Maximum 30 participants</i></p>		<p style="text-align: center;">Treatment of Equine Jaw Fractures</p> <p>This is an advanced session intended for experienced equine practitioners, EVDC and AVDC residents and diplomates.</p> <p>The course will concentrate on diagnostic techniques (including radiography) and fracture stabilisation methods including wiring techniques and external fixators.</p> <p>Tutor: Cedric Tutt (SA) + Alessandro de Simoi (I) + Paddy Dixon (UK)</p> <p><i>Maximum 20 participants</i></p>	
			Lunch break	
13.00 - 16.00			Treatment of Equine Jaw Fractures continuing	